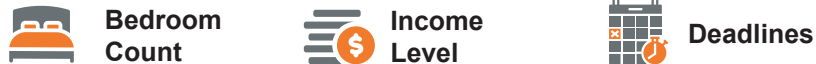


Quick Guide to the Application Process for Renters



Step 1 Opportunity Notification

HouseKeys releases an Advertisement for a New Housing Opportunity. This notice will include:



The notifications go out to Application ID holders and email subscribers.




Step 2 Package Your File


Go to <https://www.housekeys.org/renterfile> for details

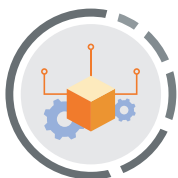
A Application Packet

includes:

 Initial Action Items

 Info on Members, Income Sources and Debts

 Intent to Follow Rules and Certification that you understand what you're signing up for.



B Tenant Screening

Performed by the Property Management Company who is managing the apartment complex or rental project. There is a fee for the screening.



C Document Checklist

Contains a list of supporting documents to verify your household size, income, and other information that you have stated on your application and in the screening questions. It is important to be honest, truthful, and start on this Document Checklist right away.



Step 3 Attend an Orientation




Attend a **Live Orientation** or View one of the Pre-Recorded Videos. There is a Homebuyer Quiz that is available and each applicant in the household must complete the quiz. HouseKeys also holds **FAQ Sessions** on Fridays and Saturdays, and these are posted on our Event Calendar.



Step 4 Setup your MyHouseKeys Account

Set up an account at MyHouseKeys.com and complete the Household Profile with:

1 Household Member Profiles



UserName (Email)*: _____
Password*: _____
First Name*: _____
Last Name*: _____
Have an account? Sign in **Create Accounts**

2 Household Income Profiles



INFORMATION PROFILES

Name	_____
Email	_____
Role	_____
Total Household Members	_____
Total Income	_____
AMI%	_____
Income Category	_____
Country	_____

Members (4)

Name	Email	Address	Action
_____	_____	_____	_____
_____	_____	_____	_____

3 Household Asset Profiles (coming soon)



Your MyHouseKeys Account allows you to apply for any Program that HouseKeys manages.

Step 5 Get an Application ID

Go to the “Program Center” to find the list of Programs. You will see a “Request Application ID” button that leads to a set of pre-application screening questions that will issue an Application ID if you pass the screening.



Santa Clara BMP Ownership Program City of Santa Clara <i>(Home Ownership)</i> Request Application ID	Santa Clara Affordable Rental Program City of Santa Clara <i>(Rental)</i> Request Application ID	Hayward Affordable Homeownership Program City of Hayward <i>(Home Ownership)</i> View Application
Burlingame Ownership Program Burlingame <i>(Home Ownership)</i> View Application	Lafayette Homeownership Program City of Lafayette <i>(Home Ownership)</i> Request Application ID	Morgan Hill Affordable Rental Program City of Morgan Hill <i>(Rental)</i> Request Application ID

Step 6 Enter an Opportunity Drawing

\$651,001.00 Drawing Date: _____ Drawing Deadline: _____ Target Delivery: _____ Enter Drawing	\$1,657.50 Drawing Date: _____ Drawing Deadline: _____ Target Delivery: _____ Enter Drawing	\$112,657.50 Drawing Date: _____ Drawing Deadline: _____ Target Delivery: _____ Enter Drawing	\$131,425.00 Drawing Date: _____ Drawing Deadline: _____ Target Delivery: _____ Enter Drawing
------------------------------------------------------------------------------------------------------------------	----------------------------------------------------------------------------------------------------------------	------------------------------------------------------------------------------------------------------------------	------------------------------------------------------------------------------------------------------------------

Santa Clara BMP Rental Program Drawing Date: _____ Drawing Deadline: _____ Drawing Type: _____ Enter Drawing	Santa Clara Affordable Rental Program Drawing Date: _____ Drawing Deadline: _____ Drawing Type: _____ Enter Drawing	Hayward Affordable Rental Program Drawing Date: _____ Drawing Deadline: _____ Drawing Type: _____ Enter Drawing	Hayward Affordable Rental Program Drawing Date: _____ Drawing Deadline: _____ Drawing Type: _____ Enter Drawing
--------------------------------------------------------------------------------------------------------------------------	---------------------------------------------------------------------------------------------------------------------------------	-----------------------------------------------------------------------------------------------------------------------------	-----------------------------------------------------------------------------------------------------------------------------

Go to the “Program Center” and look at the Opportunities List or the Opportunity Drawing List. Available Homes in the Inventory that we present are called “Opportunities” and each Opportunity is placed into an Opportunity Drawing. An Opportunity Drawing is how HouseKeys connects applicants to available homes. You “Enter” a Drawing by pressing the entry button and answering an additional set of screening questions and you will be assigned an entry number if you pass the additional screening.

Step 7 Upload File to the File Cabinet

Upload

Name	Owner	Added
Text Document1.docx	Me	09/04/2021 19:36
Buyer Packet Inserts.PDF	Me	03/04/2021 11:13
Text Document2.PDF	Me	07/03/2021 21:01

All the items in Step 2 are what make up a “file.” When timelines are posted, the file submission deadline is the deadline to submit the items described in Step 2. The File Cabinet is accessible from the User Menu.



you are
#25
out of 100

Step 8 Get Your Ranking

Each Opportunity Drawing that you entered in Step 6 has a timeline that includes:

- 1 Entry Deadline
- 2 File Submission Deadline

After the Entry Deadline, all entrants are ranked using either a randomly assigned number or timestamp, and some form of program preference for applicants who meet special criteria. Applicants who submitted their file by the deadline will be reviewed first according to ranking order.

Applicants: 25	Drawing ID: 166(78)
Published: 2021-04-06 16:32 PM	Drawing Method: General Randomizer Ranking

Applicant ID	Final Rank	Preference Tiers
92-1-App-2020-1992	1	Tier1, Tier 2
92-1-App-2021-2143	2	Tier1, Tier 2
92-1-App-2020-4178	3	Tier1, Tier 2
1-App-2021-5417	4	Tier1, Tier 2



Application ID: **166(78)**
 Preference Tier: **Tier1, Tier 2**
 Final Rank: **25**